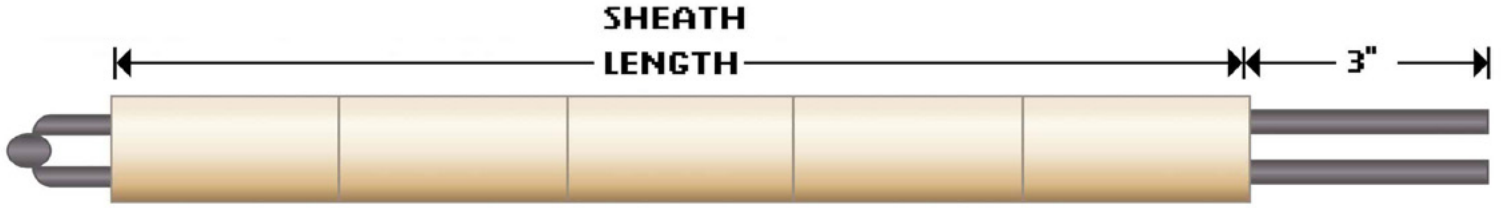




BASE METAL STYLE THERMOCOUPLES



NAME:

CALIBRATION

- Type J
- Type T
- Type K
- Type E

SHEATH LENGTH

Length:

Units:

JUNCTION/WELD TYPE

- Butt weld
- Twisted weld
- Dual Junction – Butt weld

GAUGE SIZE


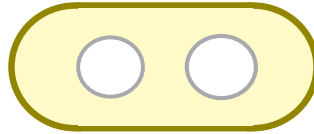
- 8 Gauge
- 14 Gauge

REQUIRED LEAD TIME

- 1.5-2 weeks (standard)
- 1 week expedited mfg
- 3-4 days expedited mfg
- 1-2 days expedite mfg
- Same day expedited mfg

GAUGE SIZE/INSULATOR

- No Insulators
- Round Insulators
- Oval Insulators



QUANTITY