



CARTRIDGE HEATER WITH INTERNAL TEMPERATURE SENSOR



INFORMATION

All MPI cartridge heaters can be made with an internal temperature sensor. The minimum diameter required for an internal temperature sensor is 1/4" / 6.5mm.

Common temperature sensor locations:

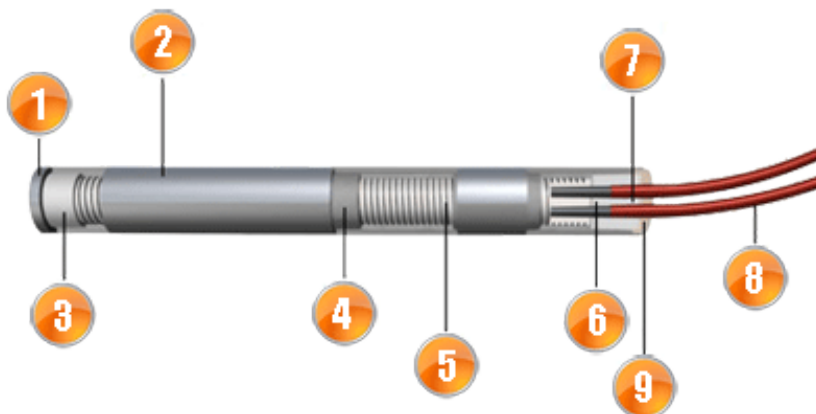
- Disc End – measures the temperature at the tip
- Middle / Sheath – measures the sheath temperature in the middle of the heater
- Middle / Heater – measures the internal temperature of the heater
- Any other location is possible upon request!

Temperature Sensor Types:

- Type J
- Type K
- Type T
- PT100RTD
- PT1000RTD
- Thermistor




Whatever you need, we can make...just ask!

CONSTRUCTION



1. WELDED DISC
2. STAINLESS STEEL TUBE IN 304/316/321/
INCOLOY
3. CERAMIC DISC INSULATOR
4. PURE MAGNESIUM OXIDE
5. NICKEL-CHROME 80/20 HEATER WIRE
6. CERAMIC CORE
7. HARD CERAMIC HEAD
8. LEAD WIRE
9. OPTIONAL POTTING COMPOUND

SENSOR LOCATION

Most common temperature sensor locations	
Sensor Location	Picture
Disc End – measures the temperature at the tip	
Middle / Sheath – measures the sheath temperature in the middle of the heater	
Middle / Heater – measures the internal temperature of the heater	

Any other location is possible upon request!

DIAMETERS





We can also manufacture heaters to exact diameters – ex. 0.496"
Diameter Heaters

Diameter Sizes Available and Tolerances

SIZES – ROUND					SIZES – SQUARE			
Nom Dia	Min Dia	Max Dia	Max Amps	Max Volts	Nom Size	Min Size	Max Size	Max Amps
1/8"	0.119	0.124	3.6	240	3/8"x3/8"	0.369	0.374	9
1/4"	0.244	0.249	9	30	1/2"x1/2"	0.494	0.499	9
6.5mm	0.25	0.255	9	300	5/8"x5/8"	0.619	0.624	15
8mm	0.309	0.314	9	300	SIZES – RECTANGLE			
1/8"	0.369	0.374	9	480	Nom Size	Max Width	Max Depth	Min Watts
10mm	0.388	0.393	15	480	1/8"x1/4"	0.124	0.249	10
7/16"	0.432	0.437	15	600	1/8"x3/8"	0.124	0.374	10
12mm	0.466	0.471	15	600	1/4"x5/8"	0.249	0.624	10
12.5mm	0.486	0.491	15	600	1/4"x1"	0.249	0.999	10
1/2"	0.494	0.499	15	600				
13mm	0.506	0.511	15	600				
17/32"	0.525	0.53	15	600				
14mm	0.545	0.55	26	600				
5/8"	0.619	0.624	26	600				
16mm	0.624	0.629	26	600				
17mm	0.663	0.668	26	600				
11/16"	0.682	0.687	26	600				
19mm	0.742	0.747	26	600				
3/4"	0.744	0.749	26	600				
20mm	0.782	0.786	26	600				
25mm	0.978	0.983	26	600				
1"	0.994	0.999	26	600				

- LENGTH TOLERANCE is +/- 3% or +/- 3/32, whichever is greater (*excludes disc and lead end varied formation lengths)
- CAMBER TOLERANCE is .025" per foot of length. Slight camber is normally not a problem since the heater will flex enough to enter a clean hole.
- WATTAGE TOLERANCE is +5%, -10%

LEAD WIRE OPTIONS

Picture	Type	Max Temp	Notes
	MGT 1000°C	1832°F / 1000°C	Flexible, Not Waterproof
	MGT 750°C	1382°F / 750°C	Flexible, Not Waterproof
	Duraflex	1022°F / 550°C	Flexible, Not Waterproof
	MGT	842°F / 450°C	Flexible, Not Waterproof
	TGGT	482°F / 250°C	Durable, Flexible, Not Waterproof
	Teflon	500°F / 260°C	Abrasion Resistant, Small OD, Waterproof
	Silicone Rubber	355°F / 180°C	Very Flexible, Waterproof, Easy to Nick
	SEW2	392°F / 200°C	Very Flexible, Fair Abrasion Resist, Waterproof

END SEAL OPTIONS


Type	Max Temp	Moisture Protection	Contaminant Protection	Mech. Strength	Vibration Resist.
Ceramic	2500°F 1371°C	Poor	Poor	Excellent	Excellent
Teflon	300°F 149°C	Excellent	Excellent	Very Good	Excellent
Lava	3000°F 1649°C	Poor	Good	Good	Poor

Cement Potting	1800°F 982°C	Poor	Fair	Good	Poor
EpoxyLite Potting	650°F 343°C	Fair	Very Good	Very Good	Excellent
Epoxy Potting	265°F 129°C	Good	Good	Excellent	Excellent
Silicone Rubber	500°F 260°C	Excellent	Excellent	Fair	Excellent







TERMINATIONS





Common Termination Styles	Picture
High Temperature Swaged in Leads	
High Temperature Leads w/ 90° Exit	
High Temperature Crimped on S/S Braid	
High Temperature Swaged in S/S Braid	
High Temperature Leads w/ 90° Exit & S/S Braid	
High Temperature Leads w/ 90° Exit & S/S Armor	
High Temperature Leads w/ S/S Armor	

Post Terminals



OPTIONS

Add Ons Features		
Picture	Type	Notes
	Stainless Steel Fittings	Single or Double-ended : 1/8", 1/4", 3/8"NPT 1/2", 3/4", 1"NPT
	Brass Fittings	Single or Double-ended : 1/8", 1/4", 3/8"NPT 1/2", 3/4", 1"NPT
	Flanges	Standard Stainless Steel. Flanges can be round or irregularly shaped.
	Strain Relief	Provides extra support for leads. Great for Flexing applications
Special Constructions		
Picture	Type	Notes
	Bent Heater	Must be bent in an unheated section
	MultiZone or Distributed Watts	Multi Zone – Up to 3 zones Distributed Wattage – custom

	<p>Double Ended</p>	<p>Electrical Termination on Both Sides – either Lead Wires, Post terminals</p>
<p>Type A  Heater Temp</p> <p>Type B  Block Temp</p> <p>Type C  Flat Disk Temp</p>	<p>Internal T/C</p>	<p>(J/K) Type A – Center Core – Heater Temperature Type B – Middle – Block Temperature Type C – End – Disk End Temperature Flat Bottom</p>