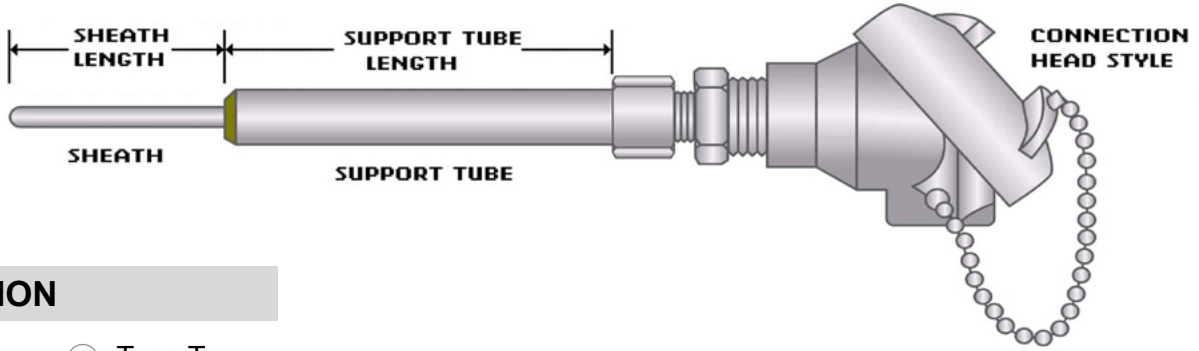




COFFEE ROASTER THERMOCOUPLES W/ CONNECTION HEAD



CALIBRATION

- Type J
- Type K
- Type J (Dual)
- Type K (Dual)
- Type T
- Type E
- Type T (Dual)
- Type E (Dual)

HEAD MOUNTING FITTING

- Single threaded stainless

SUPPORT TUBE DIAMATER

- 0.500" (12.7mm))
- Custom

SUPPORT TUBE LENGTH

Length:

Units:

SHEATH LENGTH

Length:

Units:








JUNCTION

- Grounded
- Ungrounded
- Exposed

REQUIRED LEAD TIME

- 1.5-2 weeks (standard)
- 1 week expedited mfg
- 3-4 days expedited mfg
- 1-2 days expedite mfg
- Same day expedited mfg

CONNECTION HEAD STYLE

-  Large Cast Aluminum
-  Cast Aluminum Explosion Proof
-  FDA Compliant Plastic
-  Plastic Head
-  Epoxy Coated Aluminum
-  Cast Iron
-  FDA Compliant Flip-Flop

SHEATH DIAMETER

- 0.125" (3.2mm) (1/8")
- 0.188" (4.8mm) (3/16")
- 0.236" (6mm)
- 0.250" (6.4mm) (1/4")
- 0.314" (8mm) (5/16")
- 0.375" (9.5mm) (3/8")
- Custom

TRANSMITTER

- None
- 4-20mA Transmitter (non-insolated)
- 4-20mA Transmitter (Isolated)