

# CAST HEATERS



## FEATURES

- DURABLE CAST ALUMINIUM OR BRONZE CONSTRUCTION
- STAINLESS STEEL POST TERMINALS
- HIGH HEAT TRANSFER CAPABILITY
- STAINLESS STEEL COOLING TUBES AVAILABLE
- 0.43" DIA RUGGED TUBULAR HEATER DESIGN
- STAINLESS STEEL LOCKUP STRAPS
- NICKEL-CHROMIUM RESISTANCE WIRE
- CUSTOM SIZES AVAILABLE

## APPLICATIONS

- EXTRUDERS
- INJECTION MOLDING
- EXTRUSION DIE HEADS
- BLOW MOLDING
- LAMINATING EQUIPMENT
- VACUUM FORMING
- GLUE POTS

## SPECIFICATIONS

Watt Tolerance	+5 -10%
Diameter Tolerance	1/16"
Width Tolerance	1/16"
Length Tolerance	1/16"

Our CAST-IN band heaters have proven to be the most effective method for heating and cooling the barrels of plastics processing extruders. They are extremely efficient, providing thousands of hours of dependable, trouble free service.

MorHEAT offers CAST-IN band heaters with liquid and/or air cooling functions. Liquid cooling incorporates tubing formed to a specific shape and casted as part of the heater assembly creating a passage for processing water or heat transfer solutions to dissipate the heat. Air cooling incorporates numerous fins casted to the O.D. surface of the band.

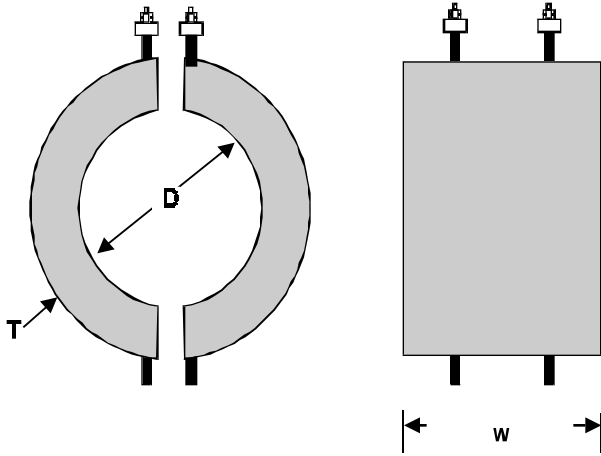
## CONSTRUCTION

The heat source for CAST-IN heaters are tubular heating elements. They can be formed into endless configurations to accommodate any practical CAST-IN heater shape or formed and casted in and around machine component parts such as fluid transfer pipes, valves, reducers, tees, elbows, and other special assemblies requiring localized heat. The sheath material is Stainless Steel and heater diameter will vary depending on CAST-IN heater design.

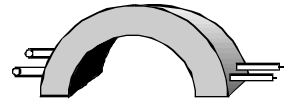
Aluminum is the predominant alloy used for CAST-IN heaters. Copper base alloys (Bronze) are used when the operating temperature required exceeds those of Aluminum. Also recommended for heated platens on molding presses as Bronze can withstand more pounds per square inch of pressure.

## CAST HEATERS ORDER SHEET

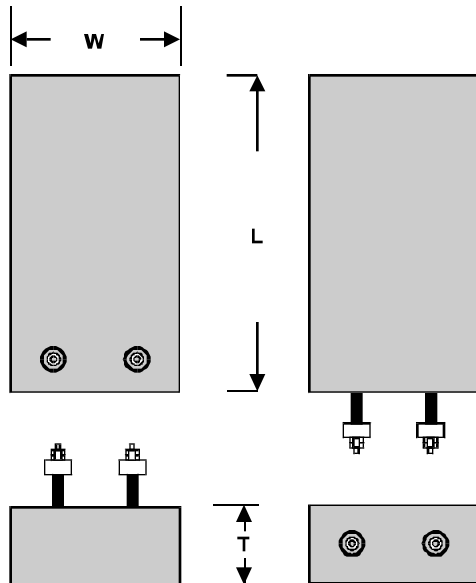
### CYLINDRICAL BAND STYLE



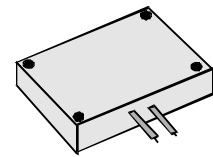
DIAMETER \_\_\_\_\_  
 WIDTH \_\_\_\_\_  
 THICKNESS \_\_\_\_\_  
 MATERIAL ALUMINIUM BRASS BRONZE  
 ELECTRICAL 120V 240V 480V 600V 1PH 3PH  
 TEMP CONTROL HEAT & WATER-COOL DUAL-COOLING  
 HEAT & AIR-COOL SHROUD BLOWER  
 HEAT ONLY COOL ONLY  
 MANUFACTURING POST LUGS HERMETIC-SEAL  
 STRAP BOLT  
 TERM-BOX MOISTURE-RESISTANT  
 SPECIAL NOTES \_\_\_\_\_



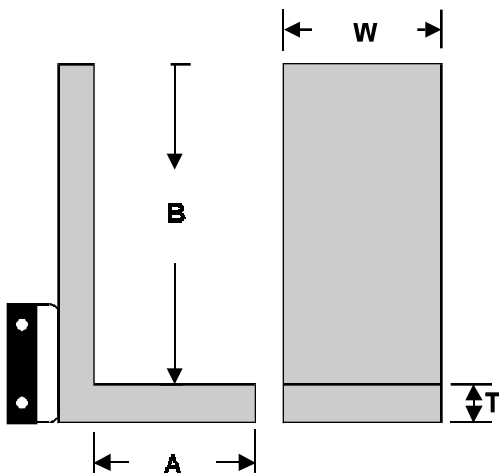
### PLATEN STYLE



LENGTH \_\_\_\_\_  
 WIDTH \_\_\_\_\_  
 THICKNESS \_\_\_\_\_  
 MATERIAL ALUMINIUM BRASS BRONZE  
 ELECTRICAL 120V 240V 480V 600V 1PH 3PH  
 TEMP CONTROL HEAT ONLY COOL ONLY  
 MANUFACTURING POST LUGS HERMETIC-SEAL  
 TERM-BOX MOISTURE-RESISTANT  
 SPECIAL NOTES \_\_\_\_\_



### "L"-SHAPED STYLE



A-DIMENSION \_\_\_\_\_  
 B-DIMENSION \_\_\_\_\_  
 WIDTH \_\_\_\_\_  
 THICKNESS \_\_\_\_\_  
 MATERIAL ALUMINIUM BRASS BRONZE  
 ELECTRICAL 120V 240V 480V 600V 1PH 3PH  
 TEMP CONTROL HEAT & WATER-COOL DUAL COOLING  
 HEAT & AIR-COOL SHROUD BLOWER  
 HEAT-ONLY COOL ONLY  
 MANUFACTURING POST LUGS HERMETIC-SEAL  
 STRAP BOLT-CONNECT  
 TERM-BOX MOISTURE-RESISTANT  
 SPECIAL NOTES \_\_\_\_\_

