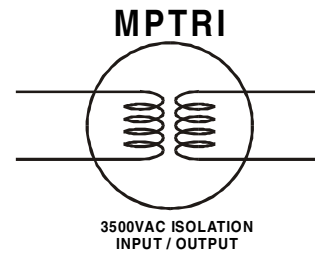


ISOLATED TEMPERATURE TRANSMITTER HEAD MOUNT

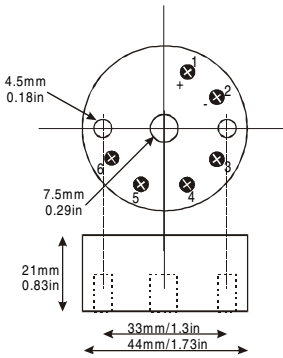


STANDARD

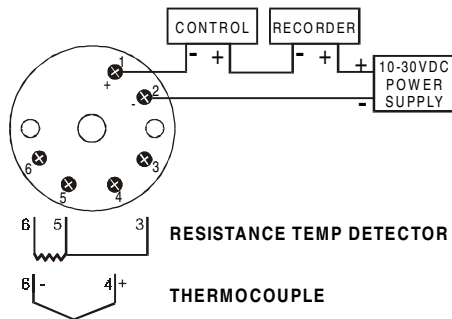
- INPUT**
- THERMOCOUPLE J, K, T, E, S, R, N
 - PT100, PT500, PT1000, Ni100, Ni500
 - CUSTOM INPUT 40 POINT LINEARIZE
- OUTPUT**
- 4-20mA or 20-4mA
- 0.05% ACCURACY**
FITS STANDARD T/C HEAD
ISOLATION - 3500VAC INPUT / OUTPUT
SMALL SPAN CAPABILITY - 10°C



DIMENTIONAL DRAWING



ELECTRICAL CONNECTION



MODEL CODE

MPTRI	-	INPUT	-	SCALE	-	ERROR
		J K T E S R N		ie. 0-500°F		U - UP (25mA) L - DOWN(3mA)
		Pt100 Pt1000 OTHER				

SPECIFICATIONS - MPTRI

1. INPUT

Thermocouple	J, K, T, E, R, S, N
RTD	Pt100, Pt500, Pt1000, Ni100, Ni500, Ni1000
mV	CUSTOM RANGES
Range	Full Sensor Ranges
Accuracy	0.05% of SPAN
CJC Comp Accuracy	+/-1°C
Zero Range	-50 to +50°C

3. ENVIRONMENTAL

Operating Temp.	-40 - 85°C / -40 - 185°F
Humidity	0 - 95% non Condensing
Rating	IP54 - IN HEAD
Weight	40g

2. OUTPUT

Output	4-20mA or 20-4mA
Temp Stability	+/-0.005% / oC
Response (10-90%)	<0.2s
Long Term Stability	0.1% / YR
Permissible Load	620ohm @ 24VDC
Sensor Break Action	High(25mA) or Low(3mA)
Isolation	3500VAC INPUT/OUTPUT

4. POWER

Rating	8 - 35VDC
--------	-----------